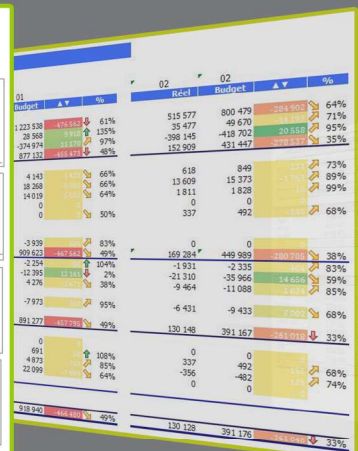
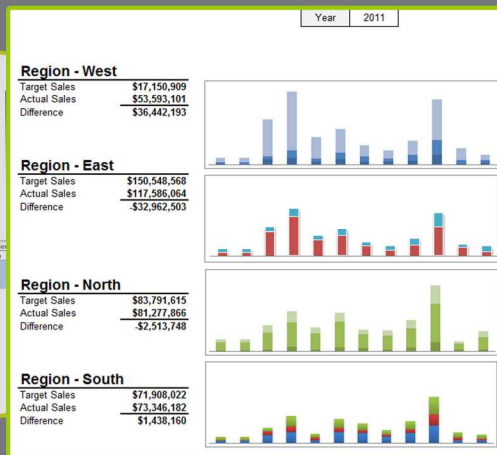
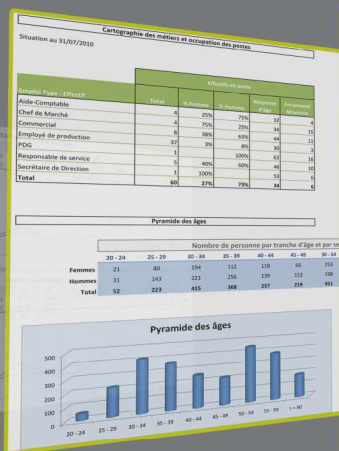




Collect. Report. Share.



REPORTING

Expanding your vision of Enterprise reporting...

Think about the **best reporting software...**

Shouldn't it be **easy to use**, easy to access data sources **without manual intervention** and to **optimise** the advantages of Excel®?

This solution has a name : **Inside.**

COLLECT

using



Inquire in real time or in batch mode ?

It is up to you. According to your needs and information's sources, you choose how to query them. For example, you can opt for a real time connection for financial reporting and performance management or you can select the batch mode for data with huge processing power. You choose, Inside makes it happen.

Real time connection : intuitive tool

Screens are straightforward and clear. Each process step is carried out quickly and easily. By a simple click you can select your own parameters. You can define them to customise your reporting, to analyse your figures, to read and query your database and you can easily rename and arrange your data... your connection is ready!!!

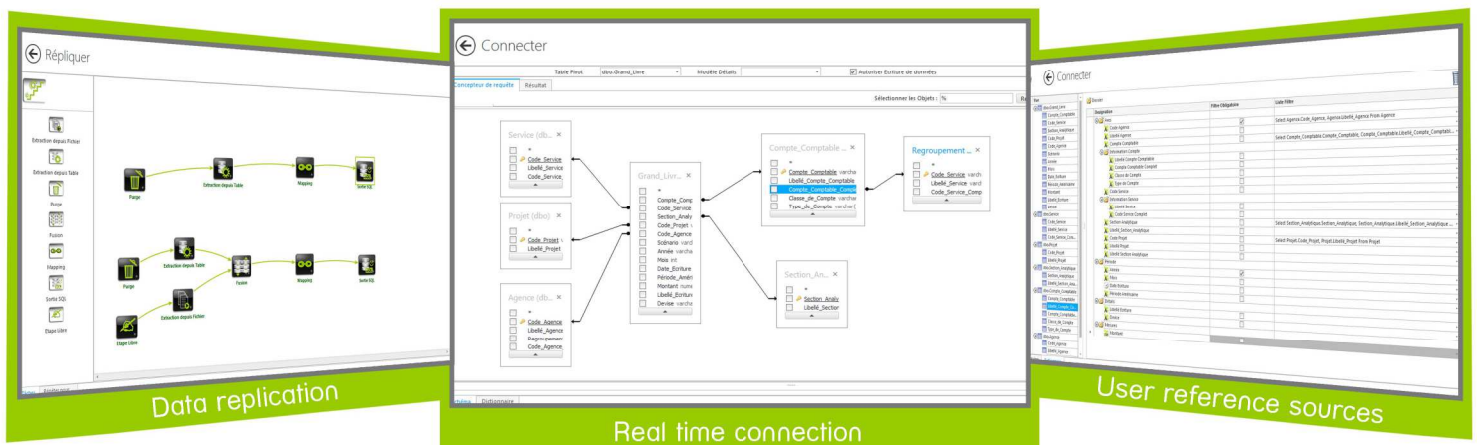
A successful ETL :

A new generation technology

Inside Studio allows you to collect and merge data from various ERP systems. Whatever the source – payroll, accounting, sales, production, finance or Excel® tables, your data is sorted in the most relevant way before being stored into a global reference repository. This data warehouse stores and secures all your information in a single database. Thanks to Inside Studio's modern technology, your reporting needs are met with great speed and efficiency.

Provide complete control in creating applications with secure access

The spreadsheet is the most suitable tool to design a budget. Inside provides you with highly flexible and customisable security options. It also enables you to convert your budget sheets into a workable database. Information can be run, audited and shared in the same way as any of Inside's databases.



REPORT

using



The best of Excel®, the custom-made by Inside

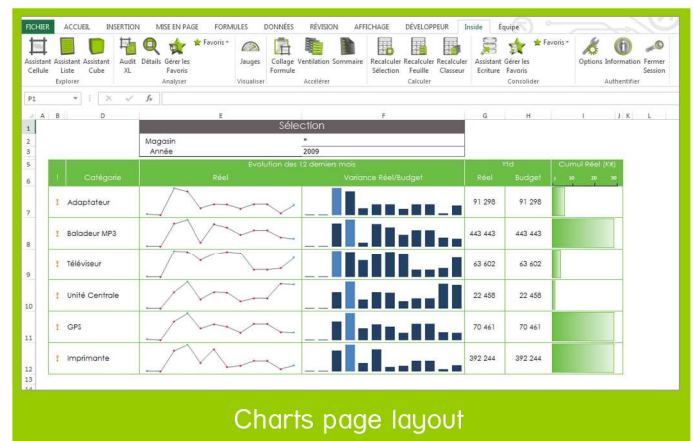
It has never been so simple to run your reports: you can easily extract data using your dashboard. With only one click, you link a cell to the original data source... that's it.

You can use your Excel® spreadsheet for its primary purpose, (reports, charts, data grids,...), without the need to re-input your data. Once your customised request is built up, all reports are automatically updated, with each cell being linked to your database.

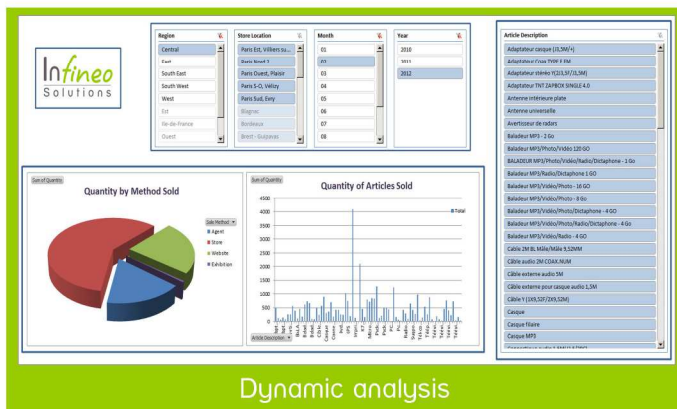
You can create great looking reports and customise them by choosing various designs and criteria.



Management Dashboard



Charts page layout



Dynamic analysis

SHARE

using

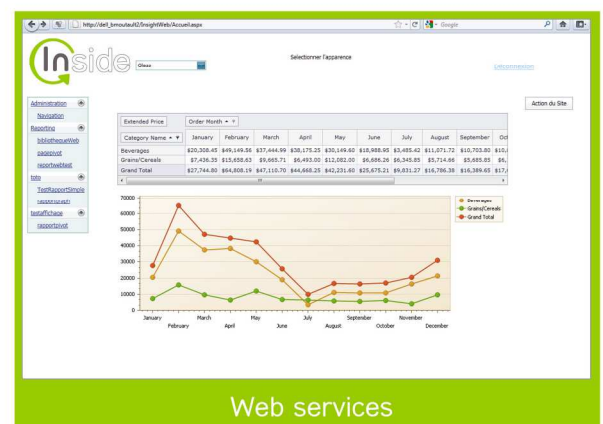


Create and distribute your reports with a web service

Thanks to Inside Web, you can create, centralise, publish and share all of your reports located on your network.

You can also give each end-user access to secured databases just by using your web browser.

Your reports are easy to access, wherever and whenever you want!



Web services



10 reasons to choose Inside :

- ▶ To eliminate the re-keying of data ;
- ▶ To query data in real time or batch mode;
- ▶ To access all of your business data from your Excel sheets;
- ▶ To leverage the investment of reports / databoards within Excel;
- ▶ To publish and distribute your reporting;
- ▶ To analyse and consolidate your data source;
- ▶ To drill into the detail of each cell in your dashboard;
- ▶ To write back budgets and forecast based in Excel sheets to a secure database;
- ▶ To centralise and share information through a web browser;
- ▶ To save time and increase reliability of the reporting process.

REPORTING SOFTWARE



1 Lotissement les prairies turquoises
Le Helleux
97180 Sainte-Anne
Guadeloupe
French West Indies

Phone : (+590)590 485 274

www.kalficom.com
info@kalficom.com